

° LAUDA



OVERALL BROCHURE  
CONSTANT TEMPERATURE EQUIPMENT  
2022/2023

°FAHRENHEIT. °CELSIUS. °LAUDA.

# LAUDA WATER BATHS

## Specific application examples

---

- Preparation of cellular, biological and medical samples
- Incubation of microbiological tests
- Preparation of environmental samples
- Defrosting of samples
- Conducting of chemical reactions



Water baths

Heating thermostats

Cooling thermostats

Circulation and process thermostats

Circulation chillers

Calibration thermostats

Deep-freezers

Shakers

Stills

Accessories

# LAUDA Hydro water baths

from 25 to 100 °C

25 °C  100 °C

## Reliable and universal water baths

LAUDA offers a significantly expanded range of laboratory technology with six water baths and two water baths with a circulating function. The LAUDA Hydro water baths with a high-quality stainless steel interior provide the right bath depth and opening for every application with bath volumes from 4 to 41 liters. All water baths have a temperature range of up to 100 °C with a temperature stability of  $\pm 0.1$  K, which also permits applications in the boiling temperature range. A TFT display ensures intuitive operation with a temperature display in °C and °F.



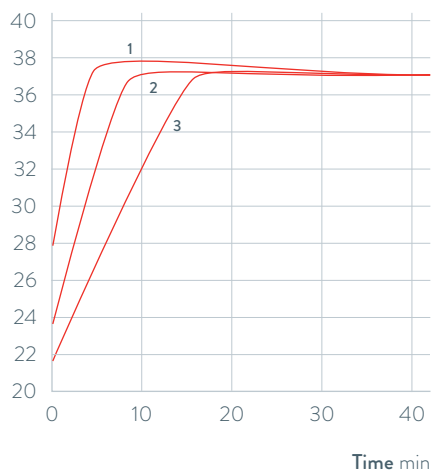
High-quality, welded stainless steel bath interior, equipped with a sieve plate as standard



Large, high-contrast TFT display with menu-guided controls

## HEATING PERFORMANCE Heat transfer liquid: Water, bath closed

Bath temperature °C



1 H 8  
2 H 8 A  
3 H 22

Time min

## Important functions

- Three user-specific timer functions
- Direct temperature control for rapid heating
- Visual and acoustic alarm in case of low level, over-/under-temperature as well as sensor break
- Lid design prevents condensation from dripping back on samples

## Standard equipment

Double-walled, heat-insulating stainless steel lid and drain tap

## Additional accessories

Adjustable water level controller, rack for test tubes of different diameters and baby milk bottles, Flat stainless-steel cover with ring inserts (6 openings/diameter 91 mm, suitable for H 16, H 16 A and H 22)

All technical data and power supply variants can be found in the »Technical data« section.

More at [www.lauda.de/de/1780](http://www.lauda.de/de/1780)



### LAUDA Hydro water baths

The LAUDA Hydro water baths are optimally equipped for every laboratory application and ensure homogeneous temperature distribution without local overheating. LAUDA Hydro water baths with precision temperature distribution and optional circulation (H 8 A and H 16 A) are designed for the requirements of biological, medical and biochemical laboratories.



# LAUDA Hydro shaking water baths

from 10 to 99.9 °C



## Reliable, maintenance-free shaking water baths

The shaking water baths of the LAUDA Hydro series can be used for a variety of tasks in the laboratory depending on requirements. The device type H 20 SOW creates a circular motion for the sample whereas the types H 20 S and H 20 SW are designed for a linear, oscillating shaking movement.

The built-in speed controller of the LAUDA Hydro shaking water baths enables a load-independent, infinitely variable shaking movement with a soft start. The two shaking water baths H 20 SW and H 20 SOW are equipped with a cooling coil as standard. The temperature range of the shaking water baths can be extended down to +10 °C by connecting them to commercially available circulation chillers, such as the LAUDA Microcool.



Drain valve on the back of the device



Operation left: Temperature adjustment with LED display, right: Speed adjustment of the shaking unit



Bath interior completely made of stainless steel: shaking basket, heating element, cover frame, lid

## Important functions

- Digital temperature adjustment and indication via LED display
- Load-independent, continuously variable shaking device with a gentle start-up
- Electronic function monitoring of the temperature controller, two independent under and overtemperature protection fuses
- Bath body, cover frame with condensation channel, shaking basket and heater made of stainless steel

## Additional accessories

Adjustable water level controller, perforated shaking tray for fastening of clips for Erlenmeyer flasks and various racks for test tubes and Falcon tubes

All technical data and power supply variants can be found in the »Technical data« section.

More at [www.lauda.de/de/1781](http://www.lauda.de/de/1781)



### LAUDA Hydro shaking water baths

Shaking water baths in the LAUDA Hydro device line move samples in the laboratory with a linear or orbital shaking movement, depending on the model. LAUDA Hydro shaking water baths are reliable companions for continuous operation in daily laboratory work.



# LAUDA Hydro vaporization water baths

from 25 to 100 °C



## High-performance, robust vaporization baths

The special baths for gentle vaporization work from columns, Erlenmeyer flasks or beakers are suitable for unattended continuous operation in the laboratory, thanks to water level controllers and low-level protection. The LAUDA Hydro vaporization water baths are available in five models, all equipped with a removable hole cover with a multi-piece ring set, made of heat-resistant plastic.



H 6 V vaporization water bath with four openings and support rods as standard for secure fastening of vaporization vessels



H 11 V with stainless steel external housing, specially designed for use in fume hoods

### Important functions

- Temperature setting via a rotary knob with temperature scale
- Different number of openings
- Removable hole cover consisting of a multi-piece ring set
- H 11 V and H 19 V with a stainless steel external housing, especially for digestories for fume hoods
- Adjustable water level controller as standard

### Additional accessories

Stainless steel support rod for H 5 V

All technical data and power supply variants can be found in the »Technical data« section.

More at [www.lauda.de/de/1782](http://www.lauda.de/de/1782)





### LAUDA Hydro vaporization water baths

LAUDA Hydro vaporization baths operate in a temperature range from 25 to 100 °C. The opening diameter of the water bath can be variably changed in approx. 20 mm increments by means of the multi-piece ring set. The models H 11 V and H 19 V are specially designed for protected working use in fume hoods. The housings are made of stainless steel to allow evaporation work with chemically aggressive chemical media.



# LAUDA Hydro tissue float baths

from 25 to 80 °C

25°C ——— 80°C

## User-friendly and reliable tissue float baths

Tissue float baths are used in histological, chemical, clinical and bacteriological labs for the stretching and drying of cut tissue samples. The precise temperature control of the LAUDA Hydro tissue float baths ensures evenly stretched samples that are clearly visible inside the bath and guarantees gentle drying of the stretched samples on the heated edge.



Adjustable bath temperature with heating activity display



Temperature display via thermometer

### Important functions

- Temperature setting via a rotary knob with temperature scale
- Temperature display via reference thermometer on the edge of the bath
- Bath interior in black anodized aluminum

### Additional accessories

Dust protection cover

All technical data and power supply variants can be found in the »Technical data« section.

More at [www.lauda.de/de/1783](http://www.lauda.de/de/1783)



### LAUDA Hydro paraffin stretching baths

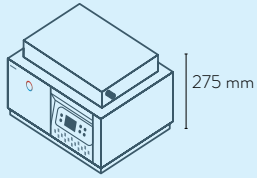
The LAUDA Hydro tissue float baths function within a temperature range of 25 to 80 °C with a temperature stability of  $\pm 0.5$  K. The bath body is made of black anodized aluminum. The low bath height enables work to be carried out safely and easily.



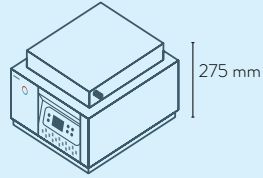
# LAUDA Water baths

## Device type overview

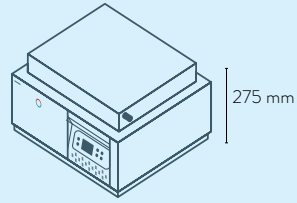
LAUDA Hydro / Page 20



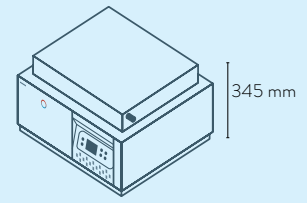
H 4



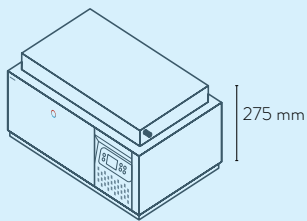
H 8



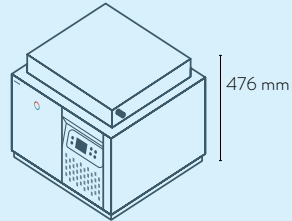
H 16



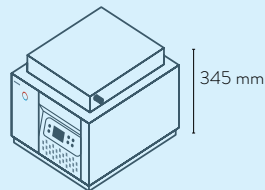
H 22



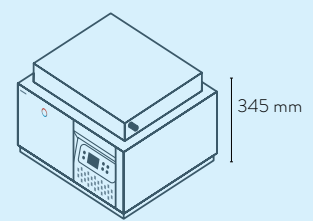
H 24



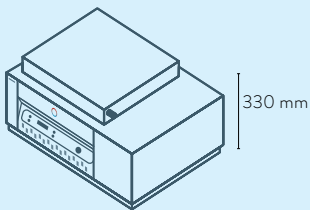
H 41



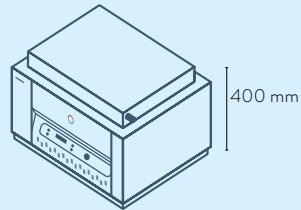
H 8 A



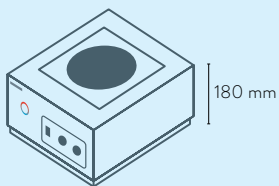
H 16 A



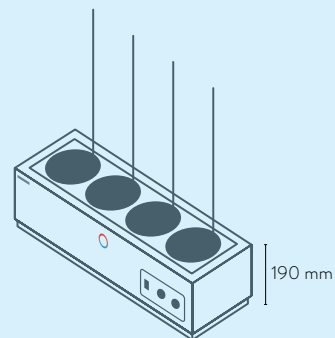
H 20 S  
H 20 SW



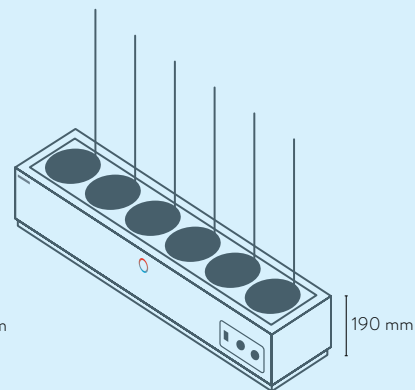
H 20 SOW



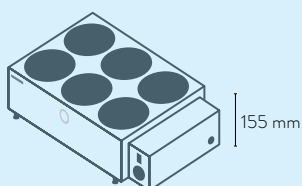
H 5 V



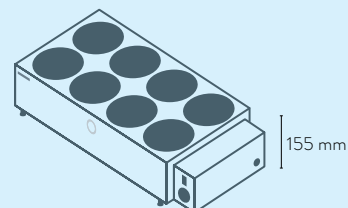
H 6 V



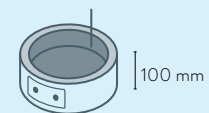
H 9 V



H 11 V



H 19 V



H 2 P

# LAUDA Water baths

Technical data according to DIN 12876 standard

Device type*	Working temperature range °C	Working temperature range with water cooling °C	Temperature stability ±K	Safety fittings	Heater power max. kW	Shaking amplitude mm	Shaking frequency rpm	Movement type*	Bath volume min. L	Bath volume max. L	Number of bath openings	Bath opening (W x D) mm
LAUDA Hydro / Page 20												
H 4	25 ... 100	-	0.10	I, NFL	0.5	-	-	-	1.9	3.5	1	245×100
H 8	25 ... 100	-	0.10	I, NFL	1.0	-	-	-	3.8	7.0	1	245×200
H 16	25 ... 100	-	0.10	I, NFL	1.5	-	-	-	7.5	13.9	1	400×245
H 22	25 ... 100	-	0.10	I, NFL	1.5	-	-	-	7.5	20.3	1	400×245
H 24	25 ... 100	-	0.10	I, NFL	1.5	-	-	-	11.3	20.9	1	600×245
H 41	25 ... 100	-	0.10	I, NFL	1.5	-	-	-	9.3	37.9	1	410×296
H 8 A	25 ... 100	-	0.10	I, NFL	1.0	-	-	-	3.8	7.0	1	245×200
H 16 A	25 ... 100	-	0.10	I, NFL	1.5	-	-	-	7.5	13.9	1	400×245
H 20 S	25 ... 100	-	0.10	I, NFL	1.5	22	10 ... 250	B	9.0	24.4	1	450×300
H 20 SW	25 ... 100	10 ... 100	0.10	I, NFL	1.5	22	10 ... 250	B	9.0	24.4	1	450×300
H 20 SOW	25 ... 80	10 ... 80	0.10	I, NFL	1.5	14	10 ... 250	O	8.5	23.1	1	450×300
H 5 V	25 ... 100	-	3.00	I, NFL	1.0	-	-	-	-	5.0	1	Ø 192
H 6 V	25 ... 100	-	3.00	I, NFL	1.0	-	-	-	-	5.3	4	Ø 131
H 9 V	25 ... 100	-	3.00	I, NFL	1.5	-	-	-	-	8.0	6	Ø 131
H 11 V	25 ... 100	-	3.00	I, NFL	1.5	-	-	-	-	10.5	6	Ø 91
H 19 V	25 ... 100	-	3.00	I, NFL	1.5	-	-	-	-	18.4	8	Ø 111
H 2 P	25 ... 80	-	0.50	I, NFL	0.3	-	-	-	-	1.6	1	Ø 200

\*A = Agitation (water bath with circulating system) O = Orbital (circular motion) B = Bidirectional (linear or back and forth motion)

Bath depth mm	Usable depth mm	Height top of bath mm	Dimensions (W x D x H) mm	Weight kg	Power supply V; Hz	Loading max. kW	Part Number	Device type
165	115	218	340×290×275	7	230 V; 50/60 Hz	0.5	L002900	H 4
165	115	218	340×395×275	10	230 V; 50/60 Hz	1,0	L002901	H 8
165	115	218	500×440×275	14	230 V; 50/60 Hz	1.5	L002902	H 16
225	180	278	500×440×345	16	230 V; 50/60 Hz	1.5	L002903	H 22
165	115	218	700×440×275	18	230 V; 50/60 Hz	1.5	L002904	H 24
335	285	388	510×490×476	22	230 V; 50/60 Hz	1.5	L002905	H 41
165	115	218	340×395×345	12	230 V; 50/60 Hz	1.0	L002906	H 8 A
165	115	218	500×440×345	16	230 V; 50/60 Hz	1.5	L002907	H 16 A
185	160	277	715×520×330	28	230 V; 50/60 Hz	1.5	L002908	H 20 S
185	160	277	715×520×330	29	230 V; 50/60 Hz	1.5	L002909	H 20 SW
185	160	347	635×505×400	35	230 V; 50/60 Hz	1.5	L002910	H 20 SOW
-	120	180	342×400×180	9	230 V; 50/60 Hz	1.0	L003066	H 5 V
-	90	190	1010×270×192	13	230 V; 50/60 Hz	1.0	L003067	H 6 V
-	90	190	1010×270×192	19	230 V; 50/60 Hz	1.5	L003068	H 9 V
-	100	155	450×300×155	6	230 V; 50/60 Hz	1.5	L003069	H 11 V
-	100	155	690×300×155	8	230 V; 50/60 Hz	1.5	L003070	H 19 V
60	60	100	280×280×100	2	230 V; 50/60 Hz	0.3	L003071	H 2 P

# LAUDA Water baths

## Power supply variants

Device type	Power supply V; Hz	Loading max. kW	Plug code*	Part Number	Device type	Power supply V; Hz	Loading max. kW	Plug code*	Part Number
<b>LAUDA Hydro / Page 20</b>									
H 4	100 V; 50/60 Hz	0.5	14	L002922	H 5 V	100 V; 50/60 Hz	1.0	14	L003078
H 4	115 V; 60 Hz	0.5	14	L002911	H 5 V	115 V; 60 Hz	1.0	14	L003072
H 8	100 V; 50/60 Hz	1.0	14	L002923	H 6 V	100 V; 50/60 Hz	1.0	14	L003079
H 8	115 V; 60 Hz	1.0	14	L002912	H 6 V	115 V; 60 Hz	1.0	14	L003073
H 16	100 V; 50/60 Hz	1.5	14	L002924	H 9 V	100 V; 50/60 Hz	1.5	14	L003080
H 16	115 V; 60 Hz	1.5	14	L002913	H 9 V	115 V; 60 Hz	1.5	14	L003074
H 22	100 V; 50/60 Hz	1.5	14	L002925	H 11 V	100 V; 50/60 Hz	1.5	14	L003081
H 22	115 V; 60 Hz	1.5	14	L002914	H 11 V	115 V; 60 Hz	1.5	14	L003075
H 24	100 V; 50/60 Hz	1.5	14	L002926	H 19 V	100 V; 50/60 Hz	1.5	14	L003082
H 24	115 V; 60 Hz	1.5	14	L002915	H 19 V	115 V; 60 Hz	1.5	14	L003076
H 41	100 V; 50/60 Hz	1.5	14	L002927	H 2 P	100 V; 50/60 Hz	0.3	14	L003083
H 41	115 V; 60 Hz	1.5	14	L002916	H 2 P	115 V; 60 Hz	0.3	14	L003077
H 8 A	100 V; 50/60 Hz	1.0	14	L002928					
H 8 A	115 V; 60 Hz	1.0	14	L002917					
H 16 A	100 V; 50/60 Hz	1.5	14	L002929					
H 16 A	115 V; 60 Hz	1.5	14	L002918					
H 20 S	100 V; 50/60 Hz	1.5	14	L002930					
H 20 S	115 V; 60 Hz	1.5	14	L002919					
H 20 SW	100 V; 50/60 Hz	1.5	14	L002931					
H 20 SW	115 V; 60 Hz	1.5	14	L002920					
H 20 SOW	100 V; 50/60 Hz	1.5	14	L002932					
H 20 SOW	115 V; 60 Hz	1.5	14	L002921					

\*All data for the plug codes can be found on page 162.

